



# LIFT CATALOG

ELEVATION Through INNOVATION



SCISSOR LIFTS  
PG. 12 - 13



MINI BOOM  
PG. 9

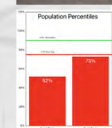


REBEL 10  
PG. 7



POWER STACKER™  
PG. 10 - 11

## ERGONOMIC EVALUATOR



- Ballymore Safety Products is proud to provide ergonomic evaluation services through our website.
- With the addition of a certified safety professionals to our staff, we are happy to offer assistance with problem solving related to safety issues that are resulting in back injuries for our customers.

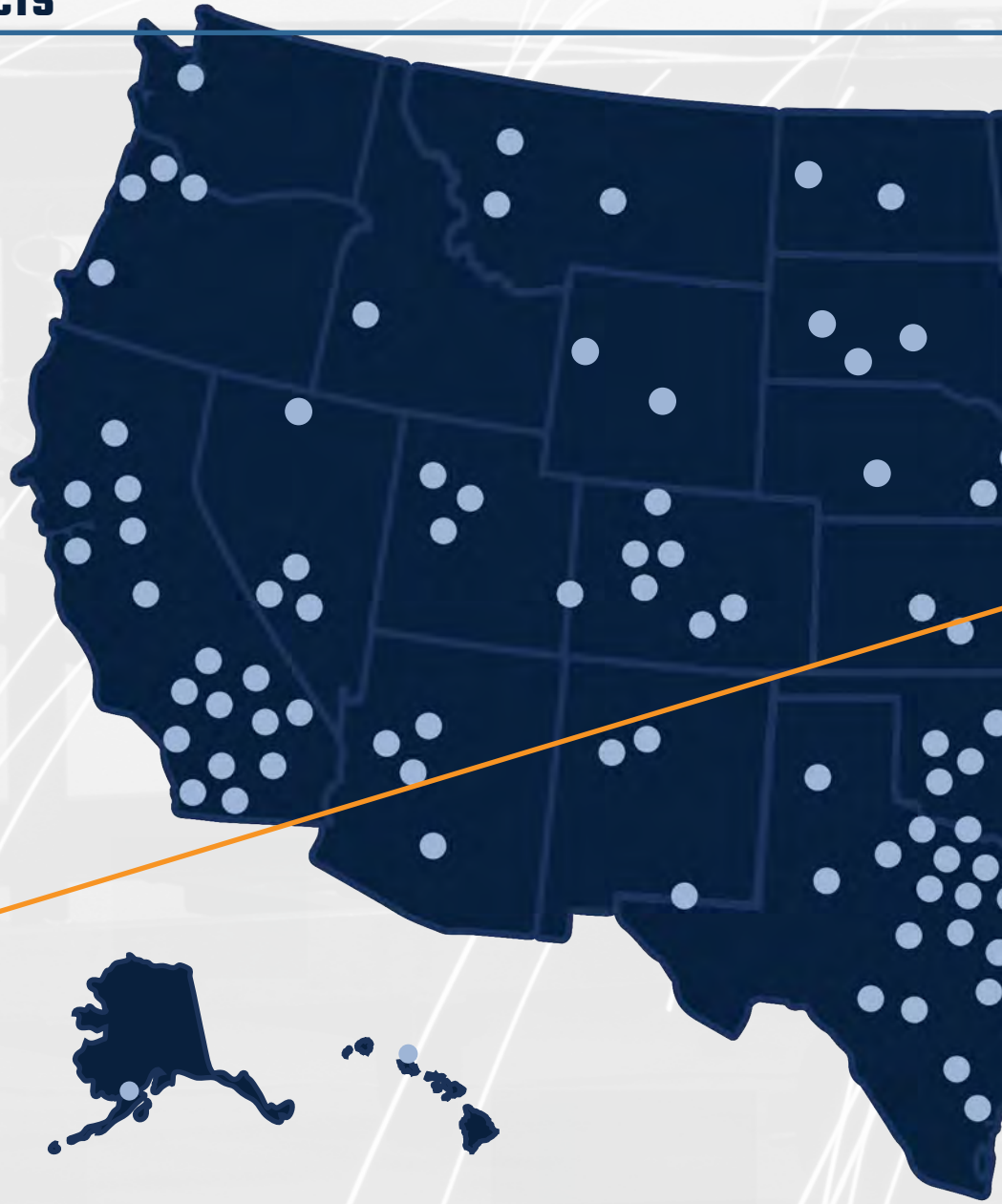
**FREE EVALUATION!**

# BALLYMORE SAFETY PRODUCTS

## BALLYMORE SAFETY PRODUCTS



### TRI-ARC



**FINANCING AVAILABLE  
ON LIFTS & MATERIAL HANDLING  
PRODUCTS OVER \$3,500!**



**AS LOW AS  
\$XX.XX  
PER MONTH**

**BALLYMORE SAFETY PRODUCTS IS FOUNDED**

**1945**

**BALLYMORE ACQUIRES LIFT PRODUCTS INC.**

**2021**

**2023**

**BALLYMORE ACQUIRES DOC SERVICES INC.**



**2024**

**2024**

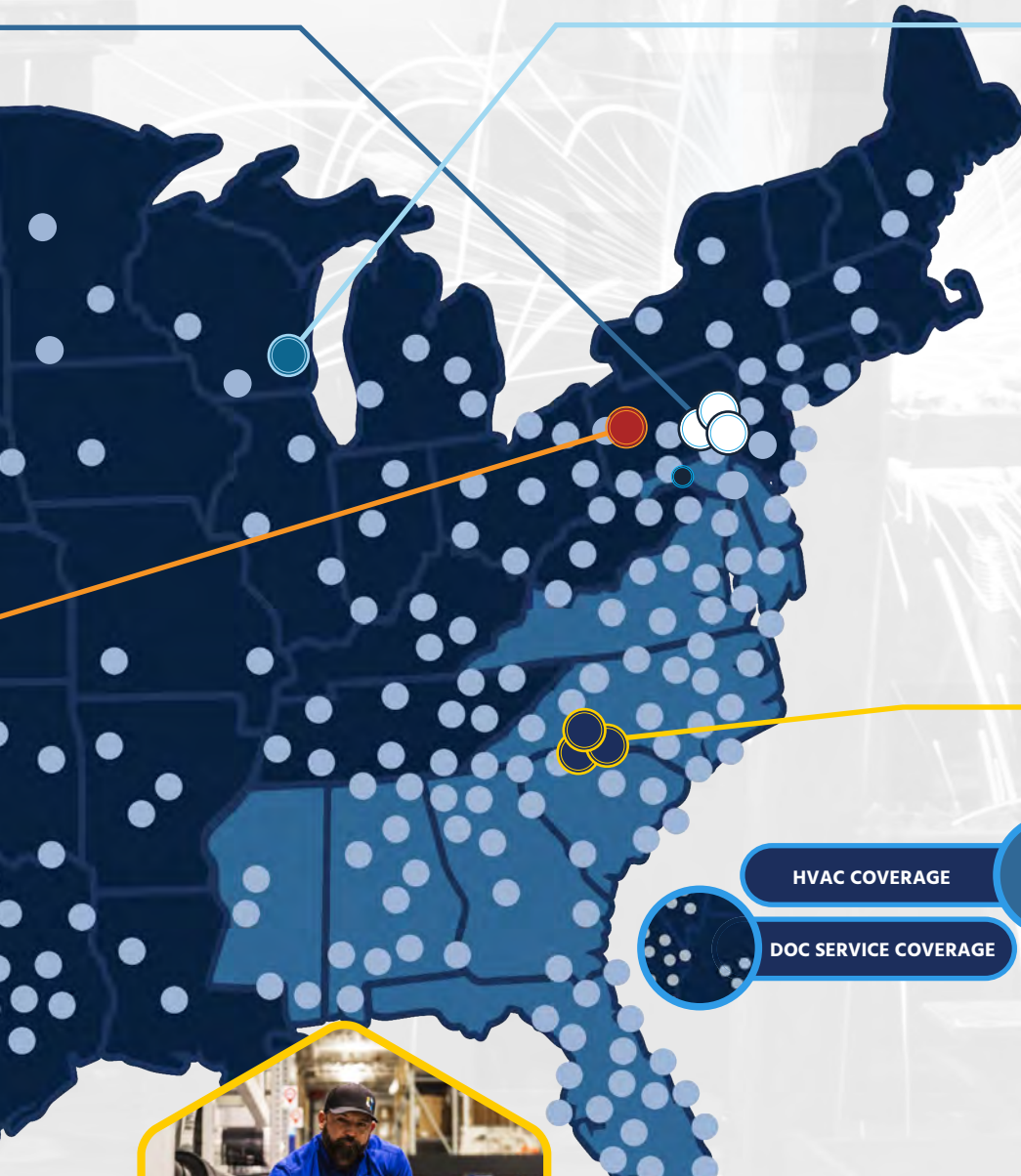

**BALLYMORE ACQUIRES TRI-ARC MANUFACTURING**

**BALLYMORE IS ACQUIRED BY ONE EQUITY PARTNERS**

## LIFT PRODUCTS INC.



## DOC SERVICES INC.



HVAC COVERAGE

DOC SERVICE COVERAGE



**Creating a full-scale products, service, and safety solutions provider**

# NATIONWIDE SERVICE



# LIFT SELECTION GUIDE



## Maintenance Lift

One & two person hydraulic lifts enable safe, efficient maintenance. Leveling jacks provide stability on uneven surfaces. These models streamline operations and enhance workplace safety.

**PG.6**



## Mini Merchandise Lift

Mini merchandise lifts offer easy-to-manuever, pushable solutions for stock picking. With a 150lb shelf capacity, they increase ergonomics & efficiency in warehouse and retail environments.

**PG.6**



## Order Pickers

Order pickers elevate workers & shelves for efficient, ergonomic stocking. Safety features include deck rails & saloon doors, protecting workers during elevated tasks.

**PG.7**



## Vertical Mast Lifts

Vertical mast lifts boost productivity in worksites, warehouses, & stock picking environments. These compact lifts maneuver effortlessly in confined spaces, optimizing efficiency & accessibility.

**PG.8-9**



## Power Stockers™

Power stockers raise merchandise and workers to top shelves, enabling product to be slid on or off racks. Ideal for retail storerooms, stockrooms, and warehouses.

**PG.10-11**



## Scissor Lifts

Scissor lifts offer drivable & pushable models for various environments & budgets. Mini versions access tight spaces, enhancing job site flexibility & efficiency.

**PG.12-13**

# HOW TO CHOOSE SCISSOR AND OTHER LIFTS

## 1. Work Height vs. Deck Height



Determine the maximum working height required for your highest task. “Working height” is generally considered to be about 6 feet above the deck height. For example, if you have an 18-foot ceiling and occasionally need to change light bulbs, a scissor lift with a 12-foot deck height may suffice. However, if your tasks involve long periods of work at the 18-foot level, such as using wrenches for several hours,

this would not be ergonomically ideal. In such cases, a higher platform height is preferable, keeping the workspace between the waist and shoulders.

## 2. Load capacity


Evaluate the maximum weight that will need to be lifted, including both personnel and materials. Single person lifts generally have a lower weight capacity than traditional scissor lifts. If you’re considering an order picker, account for both the weight and dimensions of the products being moved.

## 3. Maneuverability

Evaluate the maximum weight that will need to be lifted, including both personnel and materials. Single person lifts generally have a lower weight capacity than traditional scissor lifts. If you’re considering an order picker, account for both the weight and dimensions of the products being moved.

## 4. Frequency of use

There are fully powered lifts and pushable lifts. Most are DC-powered, but some may require AC power. Pushable lifts are more affordable and a good option for infrequent use but cannot be moved while elevated. Some also use outriggers to maintain stability, although these require a larger footprint. Fully powered lifts add both power drive and steering, allowing the lift to move while elevated at any height.



## 5. Durability and maintenance

All lifts require regular preventive maintenance. Each lift’s manual specifies items that need to be inspected, lubricated, or serviced based on either time or usage hours. Significant parts may need to be replaced due to wear and tear, which should be done by a licensed and bonded lift service company.

## 6. Speed and efficiency

Fully powered lifts operate at standard speeds, but when elevated, they switch to a slower “turtle speed” for safety. Most drivable lifts automatically reduce speed when the platform is raised. Pushable lifts are more cost-effective and work well for tasks that don’t require movement while elevated. They would be inefficient for jobs that involve continuous movement at height.





## MR LIFTS TELESCOPING HYDRAULIC MAINTENANCE LIFTS

### • 500 LB. COMBINED TWO PERSON CAPACITY

- Working heights to 34'
- Two power options:
- Convenient plug in 120V AC
- Independent 12V DC deep cycle system with battery and charger
- Powder coated gray finish
- Complies with applicable OSHA & ANSI standards



FINANCING  
AVAILABLE



## THE MINI MERCHANDISE LIFT (BMML-9)

### • 500LB. CAPACITY

- Shelf Lip to prevent packages from falling off the front of the lift
- Safety Control Panel- 3 button plus Kill Switch Manual Lowering Valve
- Limit Switch preventing the lift from ascending without the casters being locked to the floor
- "Push" handles added to the front and back of the lift for easy maneuverability
- Safety shield to prevent access to internals
- Enlarged Standing Platform for added safety and comfort
- Saloon Door Gate
- Bubble Level
- Color Yellow
- Complies with applicable OSHA & ANSI standards
- Designed for indoor use

MODEL #	WORKING HEIGHT	PLATFORM HEIGHT		WEIGHT Lbs.
		MAX	MIN	
MR-15-AC	21'	15'	6'4"	800
MR-15-DC	21'	15'	6'4"	930
MR-20-AC	25'	19'3"	6'4"	1,000
MR-20-DC	25'	19'3"	6'4"	1,130
MR-24-AC	30'	23'8"	6'7"	1,200
MR-24-DC	30'	23'8"	6'7"	1,330
MR-28-AC	34'	28'	6'10"	1,420
MR-28-DC	34'	28'	6'10"	1,550

### FEATURES:

- Select from maximum platform heights of 15', 19', 24' or 28'
- Roomy 28" x 36" platform
- Accommodates two workers
- Totally enclosed platform with 42" guard rails, mid-rails & gate; 4" toeboards and non-slip deck
- Built-in ladder with flat, skid resistant treads and grab rails provides access to platform in fully lowered position
- Non-marking 8" casters for easy rolling and maneuverability
- Self-storing outriggers extend from base for maximum stability
- Leveling jacks secure unit to floor and compensate for uneven surfaces
- Overall height with rails folded is 16" above platform
- **New design prohibits travelling through doorways**



500 Lb.  
Capacity

Two Worker  
Capacity

Shown with  
optional  
orange finish

### OPTIONAL ACCESSORIES

Tool Tray  
Fluorescent tube holder  
Platform duplex  
receptacle



SCAN  
to see it in action!

Footprint only 26"W x 53"L  
Great for Tight Aisle Ways!



500 Lb.  
Capacity



MODEL #	WEIGHT CAPACITY	SHELF CAPACITY	OVERALL HEIGHT	SHELF MAX HEIGHT	MERCH SHELF L" X W"	BASE L" X W"	POWER	WEIGHT Lbs.
BMML-9	500 lbs.	150 lbs.	55"	110"	17" x 25"	53" x 26"	12V	840

# ALL NEW REDESIGNED REBEL-10 ORDER PICKER

**360° Zero Turning**

**Radius of 51.2 Inches**



LCD display shows safety warnings, speed, steering angle and fault codes for easy operation and troubleshooting.



Motorized adjustable shelf for easy stocking and destocking.



Left and right multi-function handles can be customized and provide simultaneous lifting, traveling and steering. Handles are equipped with operator presence buttons to ensure safe operation.



Side lights and headlight provide excellent visibility to operator even in poor lighting conditions. Vehicle is also equipped with a buzzer, warning light, rear light and safety blue light.



**NEW**

## REBEL-10 ORDER PICKER

- Compact, maintenance-friendly design for work in narrow aisles
- Curtis Controller with CAN-bus control
- High performance AC drive motor and DC lifting motor
- Lithium battery: 24V/80Ah with Built-in 24V/25Ah charger
- EPS-Electric Power Steering system
- Smart handle with Keyless Pin-Code Panel and RFID Card
- Electric Lifting and Lowering Buttons
- High-performance handle with dual-hands sensing operation
- LCD display: speed, usage time, power, steering, fault code, alarm and more
- Emergency lowering switch

## ORIGINAL REBEL-10 ORDER PICKER

- **Capacity personnel deck - 300 lbs**
- Load capacity upper merchandise deck - 200 lbs
- Load capacity lower merchandise deck - 250lbs
- Charging 110v outlet
- Color - Orange
- Saloon doors
- Two speeds- Turtle Drive Mode when the lift is in the raised position
- Travel speed up to 3 mph
- Wheels - 2 Drive wheels 12" x 2.5" and 2 wheels 10" x 2.5"
- Merchandise deck- 26.5" w x 21" L
- Standing Platform - 116"
- Horn
- Keyed ignition - prevents unauthorized Usage

MODEL #	WEIGHT CAPACITY	WORKING HEIGHT	OVERALL HEIGHT	MERCH DECK MAX HEIGHT	FOOTPRINT L" X W"	POWER	WEIGHT Lbs.
Rebel-10	300*	16'	62"	154"	62" x 30"	2-12V	1,411
Rebel-10**	300*	16.4"	58"	161"	58" x 30"	2-12V	1,522

\* Capacity personnel deck

\*\* All New Rebel-10

## Original Model Still Available



**EASY TO USE CONTROLS**



**SCAN**  
to see it in action!





## MOBILE VERTICAL SINGLE PERSON LIFT

- Working heights to 35'
- Manually propelled maintenance lift
- Working heights to 35'
- Compact design for easy storage
- 29x56 base allows lift to roll through standard doorways
- Easy to use outriggers extend from base to provide excellent stability
- 12 Volt DC Power (raise and lower)
- Complies with applicable OSHA & ANSI standards
- Designed for indoor use



# INNOVATION DRIVEN TO NEW HEIGHTS

**300 Lb. Capacity**

**SAFETY:** For additional safety, outriggers include interlocks, which prevent the platform from being raised unless all four outriggers are in firm contact with the ground.

MOBILE VERTICAL LIFT				MANUALLY PROPELLED LIFT			
MODEL #	WORKING HEIGHT	PLATFORM MAX	PLATFORM MIN	PLATFORM W" x L"	W" x L"	HEIGHT STOWED	WEIGHT
BMVL-30	35'	30'	10"	24" x 27"	29" x 56"	78"	1,040
ADDITIONAL INFORMATION							
Outriggers Included & Attached							
Outriggers Footprint = 64" x 74"							

## DRIVABLE VERTICAL MAST LIFT (DVML-16AE)

- Light weight and compact
- 500 lbs. capacity
- Cantilever extended platform
- All-Electric, No Hydraulic Oil
- Easy operating controls
- Drivable at full height
- Maximizes productivity
- Manual lowering valve
- Emergency stop button
- Automatic pothole protection
- Tilt and motion alarm
- Meets/exceeds ANSI standards



Ballymore's drivable vertical mast lift is the optimal tool for your vertical access needs. Light weight and compact, the DVML-16AE is ideal for increasing productivity on the worksite, warehouse, or stock picking environment. Equipped with user friendly controls and an on board diagnostic system, the DVML-16AE can be maneuvered in even the most confined spaces.



MODEL #	WORKING HEIGHT	PLATFORM HEIGHT	W" X L"	PLATFORM HEIGHT (OUTER DIMENSION)	PLATFORM EXTENSION	WEIGHT Lbs.
DVML-16AE*	22'	15' 5"	30" X 58"	30" X 39"	20"	2,182

\* Indoor Use Only





## DRIVABLE VERTICAL MAST LIFT (DVML-18)

- Introducing a Drivable Version of the Ballymore Pushable Vertical Lift
- **330 LBS. CAPACITY**
- 42" handrails for additional safety
- Easy operating controls
- Platform slide out extension deck - standard
- Numerous Safety features including a Manual Lowering Valve, Emergency Stop Button, Automatic Pothole Protection
- Key Entry for controlled usage
- 2-12V Batteries that charge using a 110 volt outlet
- Fork Pockets for transportation
- Durable Orange Powder Coat
- Complies with applicable OSHA & ANSI standards



Ballymore's drivable vertical man lift is the optimal tool for your vertical access needs. Light weight and compact, the DVML-18 is ideal for increasing productivity on the worksite, warehouse, or stock picking environment. Equipped with user friendly controls and an on board diagnostic system, the DVML-18 can be maneuvered in even the most confined spaces.

MODEL #	WORKING HEIGHT	MAX PLATFORM HEIGHT	W" X L"	PLATFORM W" X L"	PLATFORM EXTENSION	WEIGHT LBS.
DVML-18 *	24'	18'	30" X 62"	24" X 25"	21"	2,430
DVML-30RJ	36' 9"	30' 2"	39" X 103"	37" X 27"	-	6,547

\* Indoor Use Only

## SELF-PROPELLED VERTICAL MAST (DVML-30RJ)


- **440 LBS. CAPACITY**
- The turret has a rotation range of 345°
- The Jib moves within a 130° range Proportional Joystick Controls
- Drivable At Full Height
- Two-Wheel Steering
- Two-Wheel Drive
- Automatic Brake System
- Emergency Descent System
- Emergency Stop Button
- Onboard Diagnostic System
- Tilt Sensor With Alarm
- All Motion Alarm
- Horn
- Operating Time Display
- Charging Protection System
- Flashing LED Beacon
- Automatic Pothole Protection
- Overload Alarm System

The Ballymore DVML-30RJ is a self-propelled vertical mast lift designed for use in narrow spaces such as warehouses, supermarkets, hotels, and airports. It features a fully sealed AC system and maintenance-free batteries, making it efficient, waterproof, and safe. The lift has a maximum working height of 36 feet 9 inches, and can be driven at full height. It offers a **9 feet 3 inches horizontal extension**, enhancing its reach and flexibility.





# BALLYMORE POW



## OPTIONAL SENSING SYSTEM

Power Stocker's™ optional sensing system creates a safety zone perimeter around the lift when in the raised position.



**PS-10**



**PS-12**



**PS-12DRV**

MODEL #	WORKING HEIGHT	MERCH DECK HEIGHT (MAX)	STANDING PLATFORM HEIGHT (MAX)	CARGO PLATFORM DIMENSIONS	FOOTPRINT W" x L"	OVERALL HEIGHT (LOWERED)	POWER	WEIGHT LBS.
<b>PUSHABLE</b>								
PS-10	15'	10'	9'	24" x 32"	43" x 54"	76"	12V DC	1,231
PS-12*	18'	13'	12' 2"	24" x 32"	42" x 54"	94"	12V DC	1,331
PS-15*	21'	15' 9"	14'	24" x 32"	43" x 60"	90"	12V DC	1,434
<b>DRIVABLE</b>								
PS-12DRV*	18'	13'	11' 2"	28" x 32"	42" x 60"	96"	2-12V	1,600
PS-15DRV*	20'	14' 10"	13' 10"	28" x 32"	43" x 65"	90"	2-12V	1,675
PS-18DRV*	24'	19' 3"	18"	30" x 33"	40" x 79"	88"	2-12V	3,043

\* Available with optional sensing system - Add (-S) to Model #

# POWER STOCKERS™

**NO OUTRIGGERS REQUIRED**



**SCAN**  
to see it in action!



**PS-15**



**PS-15DRV**



**PS-18DRV**  
**ALL ELECTRIC**

**NEW**

## PUSHABLE POWER STOCKERS™

- **650 LB. CAPACITY**
- All models now include a larger 24"x32" cargo deck
- 12 volt DC power (AGM battery) with mounted charger included - Easily recharge using a standard 110 volt outlet
- High quality controls requires both hands to operate for safety
- 100+ raise and lower cycles between charges
- Key lock prevents unauthorized use
- Optional sensing system creates a 2' safety zone around lift - alerting operator of activity below lift
- Complies with applicable OSHA & ANSI standards

## DRIVABLE POWER STOCKERS™

- **650 LB. CAPACITY**
- **Ability to drive in the raised position**
- Large Cargo Deck 32"(Wide)X 28"(Deep)
- Standing Platform 28"(Wide)X 17"(Deep)
- Power Cord for charging
- Easy charging using standard 110V outlet
- Key Lock prevents unauthorized usage
- Ground and Control Box Operations
- Two Speeds
- Manual Lowering Valve
- Saloon door gates at entrance
- Horn
- ANSI Approved



# BALLYMORE SCISSOR LIFT LINEUP



**MSL-10**



**MSL-12**




**DMSL-10**



**DMSL-12**



**DMSL-19**



**DMSL-19C**


MODEL #	WEIGHT CAPACITY	WORKING HEIGHT	PLATFORM HEIGHT		Platform W x L (Outer Dimension)	Platform Extension	Base W x L	Overall Height	Weight (lbs)	Power - Batteries
			MAX	MIN						
MSL-10	500	16'	9' 10"	26"	28" x 50"	22"	30" x 57"	77"	1,200	12V DC
MSL-12	500	19'	12' 9"	26"	28" x 50"	22"	30" x 57"	77"	1,260	12V DC
DMSL-10	500	16'	10'	36"	28" x 50"	22"	30" x 57"	80"	1825	2 - 12V
DMSL-12	500	18'	12'	36"	28" x 50"	22"	30" x 57"	80"	1900	2 - 12V
DMSL-19	500	25'	19'	42"	29" x 66"	36"	30" x 74"	86"	3164	4 - 6V
DMSL-19C*	500	25'	19'	42"	28" x 53"	24"	32" x 60"	83"	2733	2 - 12V
DMSL-26	500	32'	26'	48"	32" x 90"	36"	32" x 98"	92"	4718	4 - 6V
DMSL-26(W)	1000	32'	26'	48"	44" x 90"	36"	46" x 98"	92"	4884	4 - 6V
DSL-32	700	38'	32'	48"	44" x 90"	36"	46" x 98"	96"	5533	4 - 6V
DSL-40	550	46'	40'	58"	44" x 90"	36"	47" x 98"	102"	6834	4 - 12V
DSL-45	500	51'	45'	58"	44" x 104"	36"	55" x 112"	102"	7320	4 - 12V



FINANCING AVAILABLE



DMSL-26



DMSL-26(W)



DSL-32



DSL-40



DSL-45

## PUSHABLE SCISSOR LIFT

- **500 LB. CAPACITY**
- Manually Propelled
- Working heights up to 19'
- Maximum raised platform height of 9' 10" to 12' 9"
- 28" x 50" Platforms
- Easy to roll on 6" casters
- 12 Volt DC Powered
- Power Unit stored in a lockable slide out drawer
- Battery charge indicator is included
- Emergency stop button
- Emergency lowering system
- Forklift Pockets
- Complies with applicable OSHA & ANSI standards
- Designed for indoor use

## DRIVABLE SCISSOR LIFT

- **500 LB. CAPACITY**
- **DSL-40: 550 LB. CAPACITY**
- **DSL-32: 700 LB. CAPACITY**
- **DSL-26(W): 1,000 LB. CAPACITY**
- Platform slide out extension deck
- Drivable at full heights
- Self-locking safety gate
- Emergency stop button
- Emergency lowering system
- Forklift pockets
- Powder coat finish
- DMSL-10 & DMSL-12
- Complies with applicable OSHA & ANSI standards

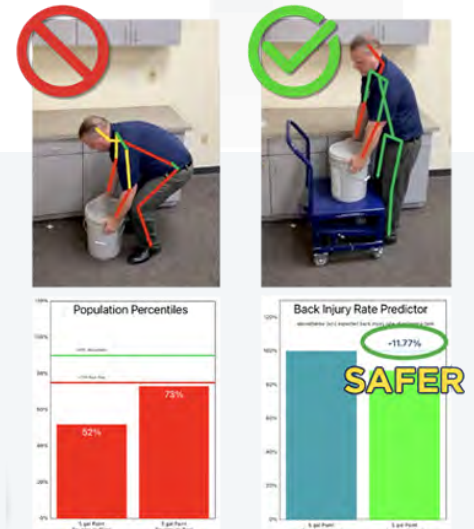
# Have You Wondered the Difference the Right Tool Makes?

## ERGONOMIC EVALUATOR

Contact us for a free safety evaluation.  
1-800-762-8327

Ballymore Safety Products is proud to provide ergonomic evaluation services thru our website. We use the TuMeke suite of ergonomic analysis tools to generate a MSD, Muscular Skeletal Disorder ranking from 1-10 using the REBA, Rapid Entire Body Assessment. The software also generates a NIOSH Lifting Index for the task that is being completed. When a video is provided, a Ballymore Safety Products Consultant will generate an analysis that includes REBA, NIOSH Lifting Index, and a video output with body links highlighted in Red, Yellow, Green indicating the risk level throughout the task.

Ballymore lifting / lowering solutions will be presented along with a predicted reduction in the back injury rate.



The predicted Back Injury Rate Reduction is based on a study performed by Marras from the Ohio State University Biodynamics Lab. The study involved 353 industrial jobs. The NIOSH lifting index was calculated for the 353 tasks and injury rates were tracked over a 6 year timeframe. A correlation between the NIOSH Lifting Index and injury rates was defined.

Submit a form and upload a video of the task that needs evaluating.

## FREE EVALUATION!

With the addition of Certified Safety Professionals to our staff, we are happy to offer assistance with problem solving related to safety issues that are resulting in back injuries for our customers. We have the ability to help safety professionals quantify the difference an intervention will make in terms of the reduction in the rate of back injuries related to a specific task.



### PAUL GILKINSON | CERTIFIED SAFETY PROFESSIONAL

Paul is a seasoned safety professional that has worked with a broad range of companies from Fortune 100 companies to locally owned family businesses over the last 30+ years. He has depth of experience in helping companies reduce the risk of severe injuries in the workplace. His past consulting work includes Retail, Manufacturing, Transportation, Construction, and Distribution Centers.



### ZACK MOYA | CERTIFIED SAFETY PROFESSIONAL

Zack Moya is a new addition to Ballymore, who arrives with a storied history in Environmental Health & Safety. With over 12+ years, he has worked with a broad range of companies within the Fortune 100 across various industries including but not limited to: Warehousing, Transportation, Retail, Construction & Energy.

**Product Specifications are subject to change without notice.** Please confirm critical product specifications at the time of ordering.

**Inspection Procedure**

Shipments are made FOB factory. Each product has been inspected before shipment. Consignee is responsible to inspect product at time of delivery and should refuse shipment or provide written notice to carrier upon receipt of damaged products.

**Carriers and Ballymore will not accept claims if damage is not noted at the time of delivery.**

**Freight:** Ship Prepaid and Add to take advantage of freight cost reductions with our carrier. Service Charge will be added Ballymore can provide estimated freight cost based upon our preferred carriers. Note: Cost are subject to change depending on fuel surcharges, special delivery requirements, etc. Ballymore will not be responsible for differences in freight estimates and actual freight costs.

**On collect or 3rd party billing shipments, any freight claims must be handled by the customer, including refused shipments.**

**WARRANTY (ALL PRODUCTS INCLUDING LIFTS):**

- A. Seller warrants goods manufactured by it to be from defects in material and workmanship for one (1) year following the date of shipment.
- B. Products, or component parts which may be sold by Seller but which are not manufactured by the Seller are not warranted by the Seller, but are sold only with the warranties, if any, of the manufacturers thereof
- C. Any warranty claim by the Buyer must be in writing, containing full and submitted to Seller within 15 days of when the cause of the claim first came to the Buyer's attention. The relevant product must be held intact by the Buyer to be available for inspection by Seller's staff, agents or representatives.
- D. All product returns require a return authorization prior to shipping (RMA). Returns related to a warranty claim will be accepted on the condition that should Seller, in its reasonable opinion, reject the claim, all costs directly incurred by Seller (including the cost of transport to and from the premises of Seller and inspection) will be paid by the Buyer.
- E. The decision to repair or replace any parts of the product will be made by Seller based on which approach will provide the Buyer with the best service.
- F. The liability of Seller for a breach of any express warranty in these terms and conditions, or breach of an implied warranty, condition or representations required by law to be provided, if any, is limited to (the choice of which is at the discretion of Seller). In the case of product:
  - i. replace the product or provide similar product; or
  - ii. repair the product; or
  - iii. pay to the Buyer the reasonable cost of replacing the product or acquiring an equivalent product; or
  - iv. pay the Buyer the reasonable cost of having product repaired; or
  - v. accept return of the product and refund the purchase price;
- G. To the full extent permitted by law, Seller shall not be held liable for any defects in the product which are the result of:
  - a. improper use or mismanagement of the product by the Buyer;
  - b. operation other than in accordance with the Seller's operating manual or official user supplements and bulletins supplied by Seller;
  - c. use of the product in a manner which is not reasonably contemplated by Seller;
  - d. use of the product with parts which have not been approved for use by Seller;
  - e. modification of the product in a manner not authorized by Seller;
  - f. subjection of the product to unusual or non-recommended conditions, physical, environmental or electrical stress;
  - g. reinstallation or moving of the product by a person other than Seller or a 3rd party approved by Seller;
  - h. the Buyer's failure to comply with any of these terms and conditions; or
  - i. the failure or refusal to install engineering changes or enhancements to the product recommended by Seller.
- H. Notwithstanding any other provision of these terms and conditions, to the full extent permitted by law. Seller shall not be liable to the Buyer for any indirect, consequential, incidental, punitive or special loss (including, without limitation, loss of profits, business, interest or anticipated savings) howsoever arising and whether caused by the negligence of Seller, its employees, agents and/or contractors.
- I. This warranty does not cover labor or other costs or expenses to remove or install any defective, repaired or replaced goods.

**RETURN POLICY:**

If for any reason Buyer is not satisfied with any standard product received from Seller, Buyer must advise Seller within 15 days of receipt of your order. All items to be returned must be authorized and assigned an RMA number by Seller. We will not accept any returns without a Seller issued RMA number. All returns must be in good condition, in the original packaging (or reasonable substitute) and prepaid within a 15-day period of RMA issue. A 20% -25% re-stocking fee will be applied to all standard items including lifts; 50% on aluminum and stainless. All modified items are non-returnable.

**NON-REFUNDABLE ITEMS:**

Custom or modified ladders, work platforms, crossovers, modified or custom lifts are non-refundable.

**MINIMUM ORDER:** \$15.00. Prepay and add shipments are subject to a service charge.

SEE OUR **OTHER CATALOGS** FOR MORE PRODUCTS!



Find More Ballymore  
Products Here!

**MORE PRODUCTS = MORE SOLUTIONS**

ROLLING SAFETY LADDERS • PERSONNEL LIFTS • MATERIAL HANDLING • WORK PLATFORMS • CARTS



501 Gunnard Carlson Drive  
Coatesville, PA 19320

231 W Stewart Huston Drive  
Coatesville, PA 19320

251 Waverly Blvd  
Coatesville, PA 19320

390 Fountain St  
Pittsburgh, PA 15668

W226N900 Eastmound Dr.  
Waukesha, WI 53186

N3477 US Highway 151  
Waupun, WI 53963

456 Lakeshore Parkway  
Rock Hill, SC 29730

3545 Centre Circle STE B  
Fort Mill, SC 29715

610.593.5062 • 800.762.8327 • [WWW.BALLYMORE.COM](http://WWW.BALLYMORE.COM)